



WEST WOOD
TRAILERS

CUSTOMISE YOUR BUSINESS IN A BOX

lfor Williams
Trailers®



POSSIBILITY

When it comes to building your Business Inbox, the possibilities are endless.

Whether you are looking for a retail unit, workshop trailer or a fully equipped kitchen, you have come to the right place! Ifor Williams trailers will help you plan, design and build a great trailer exactly as you want it. As with all of our custom trailers we understand every customer will have their own unique requirements.

The design process is a key factor in making your ideas a reality. The design and layout of your specialist trailer and selection of appropriate equipment are critical to the success of your business.

Once we have a clear understanding of your needs, we can provide you with a quote and some preliminary drawings. When the quote is agreed and the order is finalised, we can produce accurate, 3D drawings giving you detailed information for your approval.

By following our step by step guide you can create and customise the perfect trailer for your needs.

Submit your enquiry for a free no obligation quotation.

CUSTOMER DETAILS - *Indicates field required

*Name _____

*Contact Number _____

*Email Address _____

Address _____

DISTRIBUTOR DETAILS - (required for correspondence)

Distributor _____

Contact Number _____



STEP 1 - TYPE OF TRAILER

- ☐ BOXVAN
- ☐ WORKSHOP
- ☐ CATERING (See dedicated Catering section)
- ☐ EXHIBITION UNIT (See dedicated Exhibition Unit section)
- ☐ RETAIL
- ☐ BESPOKE

If you're unsure about the type of trailer that would be best suited, please give details on the business, service or product you would like to use the trailer for:

STEP 2 - SIZE

(Please see page 17 in the Business Inabox Brochure for trailer dimensions)

- ☐ M
- ☐ L (TAN AXLE)
- ☐ L (TRI AXLE)

STEP 3 - WALLS AND FLOORS

(Insulated walls required in living section, Plywood walls required if heavy items or cargo rails fixed to wall, Plywood floors required for heavy duty applications)

- ☐ PLYWOOD WALLS
- ☐ INSULATED WALLS
- ☐ PLYWOOD FLOORS
- ☐ INSULATED FLOORS
- ☐ OTHER

Please specify:

STEP 4 - REAR OF TRAILER

- ☐ SOLID REAR WALL
- ☐ REAR WALL WITH DOOR
- ☐ RAMP
- ☐ COMBINED RAMP DOORS
- ☐ VAN DOORS
- ☐ ROLLER SHUTTER
- ☐ OTHER

Please specify:

STEP 5 - BULKHEAD

(Bulkhead included with living accommodation as standard)

- ☐ BULKHEAD WITH DOOR
- ☐ BULKHEAD WITHOUT DOOR
- ☐ NO BULKHEAD
- ☐ OTHER

Please specify:

STEP 6 - LIVING AREA

(Please refer to the dedicated living section for further details)

- ☐ NO LIVING
- ☐ WITH LIVING
- ☐ CUSTOMISE

Please specify:

STEP 7 - WINDOWS AND ROOF LIGHTS

[Roof light - 400mm²]

- ☐ DOUBLE GLAZED LARGE FRONT WINDOW
- ☐ DOUBLE GLAZED SIDE WINDOW
- ☐ LIVING AREA ROOF LIGHT (comes as standard)
- ☐ M - ROOF LIGHT max X6 Quantity ____
- ☐ L - ROOF LIGHT max X8 Quantity ____

STEP 8 - WATER

(If you require water, please specify for what use and our design engineer can assist you further with your options. Please note a 40ltr water tank comes as standard with living)

- ☐ NO WATER
- ☐ WATER

Uses and further information:

STEP 9 - POWER

(If you require power, please specify for what use and our design engineer can assist you further with your options. Please note that 12v comes as standard with living)

- ☐ 12v
- ☐ 230v
- ☐ NO POWER

Uses:

STEP 10 - LIGHTING

- ☐ LED SPOTLIGHTS
- ☐ EXTERNAL DOOR LIGHTS
- ☐ OTHER

Uses:

STEP 11 - VINYL GRAPHICS AND TRAILER WRAPPING

- ☐ COMPANY LOGO AND DETAILS
- ☐ GRAPHICS/DECALS
- ☐ PARTIAL TRAILER WRAP
- ☐ FULL TRAILER WRAP
- ☐ INTERNAL WRAPPING

STEP 12 - FLOOR COVERING

- ☐ ALUMINIUM TREADPLATE
- ☐ VINYL FLOORING
- ☐ RUBBER MATTING
- ☐ OTHER

Please specify:

STEP 13 - WALL COVERING

- ☐ ALUMINIUM TREADPLATE
- ☐ SLAT WALL (Retail)
- ☐ OTHER

Please specify:

LIVING AREA OPTIONS

If you have chosen to include living accommodation within your trailer some of the features come as standard. Other features are available as additional extras. If you would like to discuss the living layout further please select 'Customise' and provide as much information as possible.

STANDARD

- ▲ SEATING AREA FOR 3
- ▲ SLEEPING - BUNK BEDS FOR 2
- ▲ SINK
- ▲ HOB (M)
- ▲ HOB AND GRILL (L)
- ▲ ACCESS STEP
- ▲ STORAGE (L)
- ▲ LIVING AREA STORAGE
- ▲ ROOF LIGHT
- ▲ VINYL FLOORING
- ▲ LOCKABLE SPLIT ENTRANCE DOOR WITH WINDOW AND FULL SIZED FLY SCREEN
- ▲ INTERNAL LIGHT

OPTIONAL

- ☐ ELECTRIC/GAS FRIDGE
- ☐ TV/DVD
- ☐ OVERHEAD STORAGE OVER SINK
- ☐ LEATHER UPHOLSTERY
- ☐ HEATER
- ☐ HOT WATER
- ☐ MANUAL FLUSH TOILET (L)
- ☐ ELECTRIC FLUSH TOILET (L)
- ☐ PORTA POTTI
- ☐ SHOWER (L)
- ☐ MIRROR
- ☐ OUTSIDE TAP
- ☐ CUSTOMISE

Additional Information:



TRAILER AND ADDITIONAL OPTIONS

- | | |
|---|--|
| <input type="checkbox"/> ROOF AWNING | <input type="checkbox"/> SIDE LOCKER |
| <input type="checkbox"/> TRAILER COVER | <input type="checkbox"/> CORNER STEADIES |
| <input type="checkbox"/> ENCLOSED AWNING | <input type="checkbox"/> PROP STANDS |
| <input type="checkbox"/> WHEEL CHOCKS | <input type="checkbox"/> TRAILER AID |
| <input type="checkbox"/> REAR ROOF AWNING | <input type="checkbox"/> OUTSIDE LIGHTS |

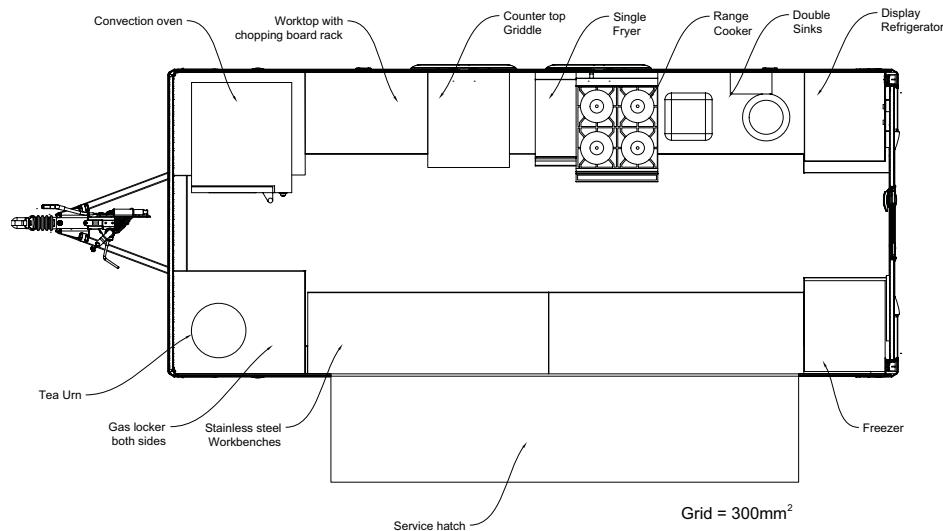
CATERING TRAILER

Whether you are looking for a basic concession trailer, a vending trailer or a fully equipped professional stainless steel kitchen you have come to the right place! Ifor Williams Trailers will help you plan, design, and build a great trailer exactly as you want it. As with all of our custom trailers we understand every customer will have their own unique requirements.

The design process is key in making your ideas a reality. The design and layout of your specialist trailer and selection of appropriate equipment are critical to the success of your business.

Once we have a clear understanding of your needs, we can provide you with a quote and some preliminary drawings. When the quote is agreed and the order is finalised, we can produce accurate, 3D drawings giving you detailed information for your approval.

We recommend the following 3 catering equipment specialists - Parry, Lincat and Blue Seal, if you would prefer to use a different manufacturer please give details in the space provided.



STEP 1 - SIZE

(Please see page 17 in the Business Inabox Brochure for trailer dimensions)

- ☐ M
- ☐ L (TAN AXLE)
- ☐ L (TRI AXLE)

STEP 2 - FUEL

- ☐ LPG - (Propane)
- ☐ MAINS - (16A Limit)
- ☐ OTHER

Please specify:

STEP 3 - VINYL GRAPHICS AND TRAILER WRAPPING

- ☐ COMPANY LOGO AND DETAILS
- ☐ GRAPHICS/DECALS
- ☐ PARTIAL TRAILER WRAP
- ☐ FULL TRAILER WRAP

Additional Information:

CATERING TRAILER - EQUIPMENT

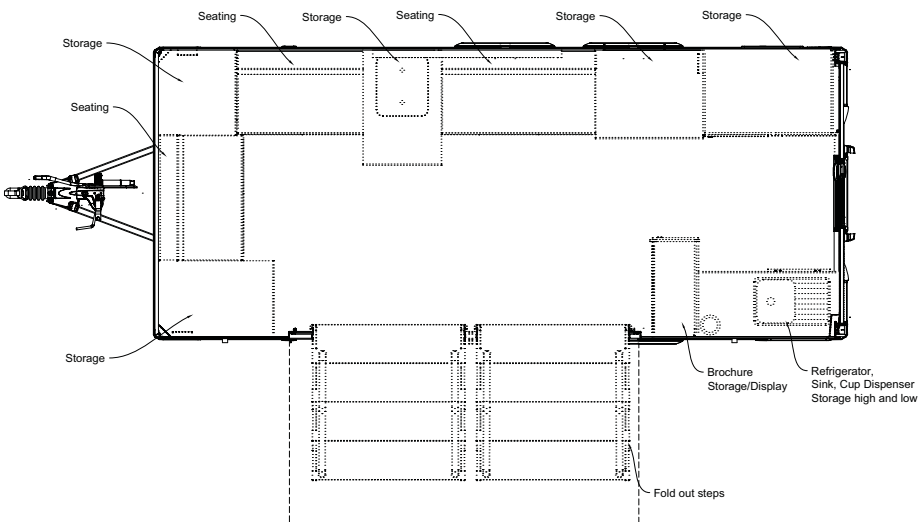
EQUIPMENT	MANUFACTURER (PARRY, LINCAT, BLUE SEAL, OTHER)	MODEL (IF KNOWN)	SIZE (IF KNOWN)	ADDITIONAL INFORMATION
GRIDDLE				
BAIN MARIE				
FRYER/FRYER RANGES				
OVEN				
HOB				
WATER BOILER				
REFRIGERATION				
COFFEE MACHINE				
PLATE/FOOD WARMER				
FOOD DISPLAY				
OTHER				

EXHIBITION UNIT

Whether you are looking for an exhibition unit for demonstrations, product launches, information displays or presentations, you have come to the right place! Ifor Williams Trailers will help you plan, design, and build a great trailer exactly as you want it. As with all of our custom trailers we understand every customer will have their own unique requirements.

The design process is key in making your ideas a reality. The design and layout of your specialist trailer and specifications are critical to the success of your business.

Once we have a clear understanding of your needs, we can provide you with a quote and some preliminary drawings. When the quote is agreed and the order is finalised, we can produce accurate, 3D drawings giving you detailed information for your approval.



STEP 1 - SIZE

(Please see page 17 in the Business Inabox Brochure for trailer dimensions)

- ☐ M
- ☐ L (TAN AXLE)
- ☐ L (TRI AXLE)

STEP 2 - SPECIAL FEATURES

- | | |
|--|---|
| <input type="checkbox"/> STEPS AND HANDRAIL | <input type="checkbox"/> ADDITIONAL STORAGE |
| <input type="checkbox"/> DISABLED ACCESS | <input type="checkbox"/> ON BOARD GENERATOR |
| <input type="checkbox"/> COMFORTABLE FITTED SEATING | <input type="checkbox"/> SPOTLIGHTS |
| <input type="checkbox"/> LOW LEVEL STORAGE | <input type="checkbox"/> AUDIO VISUAL SYSTEMS |
| <input type="checkbox"/> KITCHEN FACILITIES | <input type="checkbox"/> FLAG POLES |
| <input type="checkbox"/> BROCHURE/LITERATURE DISPLAY | |

STEP 3 - VINYL GRAPHICS AND TRAILER WRAPPING

- ☐ COMPANY LOGO AND DETAILS
- ☐ GRAPHICS/DECALS
- ☐ PARTIAL TRAILER WRAP
- ☐ INTERNAL WRAPPING
- ☐ FULL TRAILER WRAP

Additional Information:

SECURITY

The Ifor Williams commitment to trailer security

Each trailer is fitted with an ID plate which has a unique serial number etched on it. Additionally, the drawbar has a different unique number cut through it, which is virtually impossible to alter without noticeably affecting the appearance of the numbers and galvanised finish.

TER - The national plant and equipment register

When you register your new trailer it is automatically registered with TER (The National Plant and Equipment Register). Their mission is to combat plant theft and fraud in the UK and Europe. By registering ownership, both technical and marking details can be made available to international police forces through TER. All Ifor Williams Trailers include free registration to TER once your trailer is registered by your distributor.

For further information on TER please see their web site at www.ter-europe.org

DATATAG

Datatag is Europe's leading electronic tagging system and was originally developed to combat theft in the UK Motorcycle industry. Datatag transponders (tags) are miniature transmitters. These are hidden deep within the trailer during manufacture, and transmit a unique code that can only be read with special scanning guns. These are issued to Police and HM Customs free of charge. On recovery of a stolen trailer the identity of the trailer can be verified and the rightful owner contacted.

For further information on Datatag please visit their web site at www.datatag.co.uk

Datatags are fitted as standard to all Ifor Williams Trailers Business Inabox for extra security and peace of mind.

TRAILER WEIGHTS

BIAB Boxvan

	Gross Weight	Unladen Weight - Standard Trailer*
BIAB Boxvan M	3500kg	1310kg
BIAB Boxvan L	3500kg	1450kg

Tri-axle BIAB L Boxvan also available - add 110kg

BIAB Workshop

	Gross Weight	Unladen Weight - (Trailer including living accommodation and services with treadplate in rear of trailer*)
BIAB Workshop M	3500kg	1900kg
BIAB Workshop L	3500kg	1975kg

Add 110kg L Tri-axle

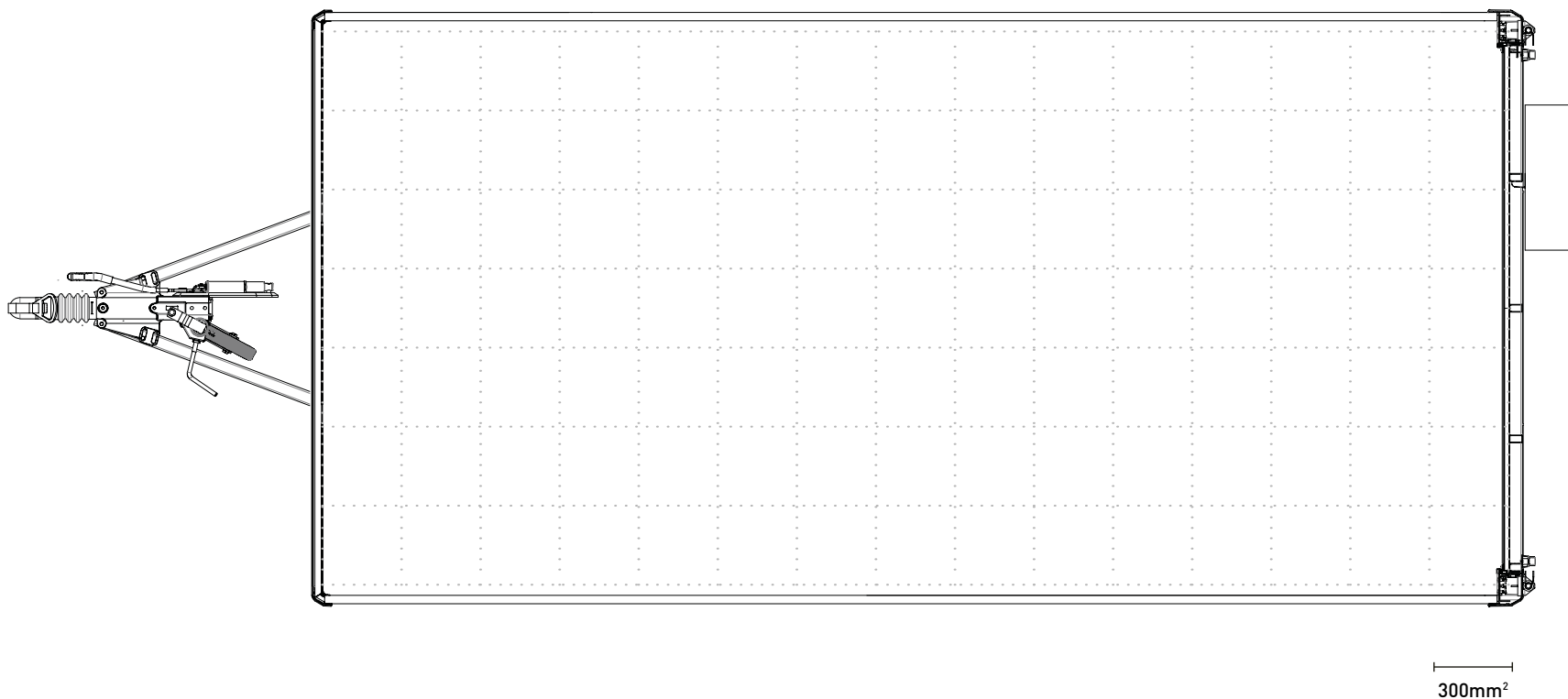
Trailer Weights shown are for BIAB Boxvan in M and L, and for Workshop M and L trailer with living accommodation, services and treadplate in rear of trailer.

*Please note that weights will vary depending on the floor and wall construction, and any additional features chosen. Ask your local distributor for more details.



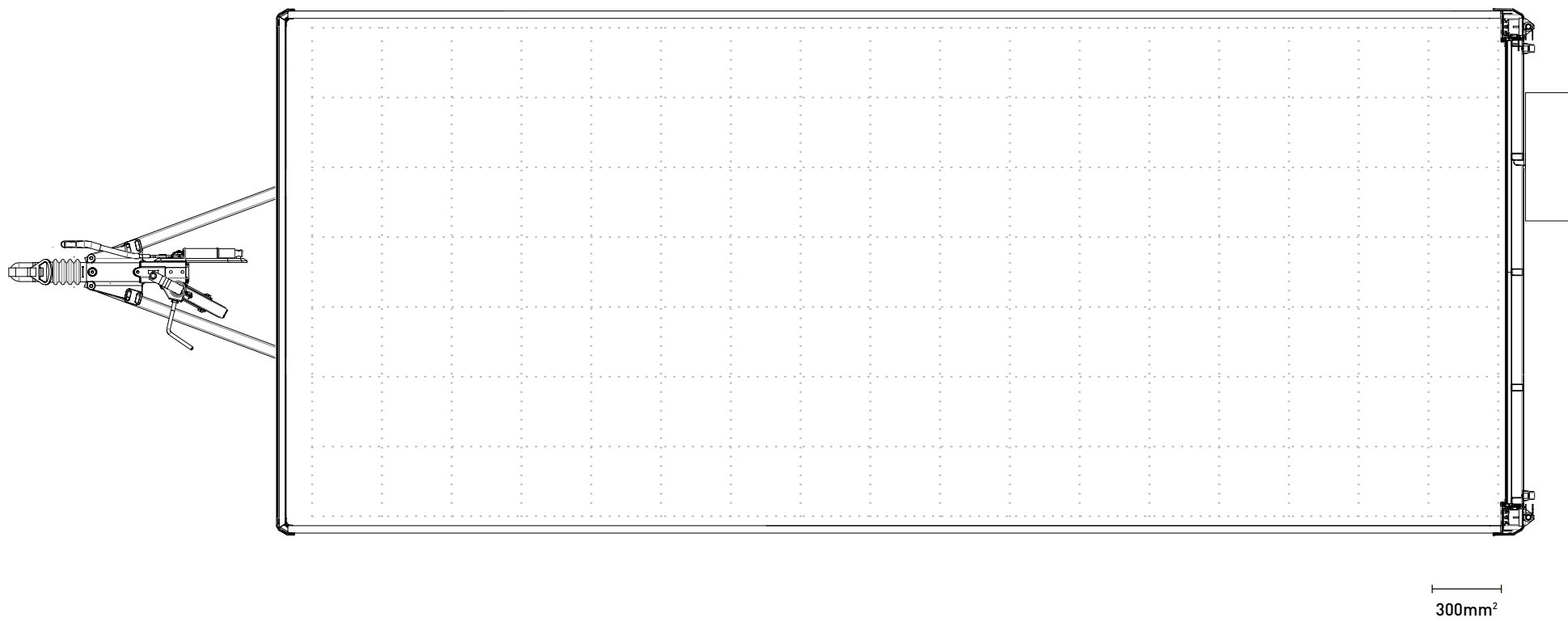
CUSTOMISE YOUR OWN BIAB **M**

(Catering, Exhibition Unit, Workshop, Retail or Bespoke)



CUSTOMISE YOUR OWN BIAB L

(Catering, Exhibition Unit, Workshop, Retail or Bespoke)





WEST WOOD
TRAILERS



West Wood Trailers Limited,
Kilcullen Road
Naas,
Co. Kildare,

Telephone +353 (0)45 876053
sales@westwoodtrailers.com

For further information visit our
comprehensive website
www.westwoodtrailers.com